


# AUTHOR KIT INSTRUCTIONS AND MASTER CHECKLIST

CLASSIFIED TECHNICAL PROGRAM



## Instructions

This kit supplies instructions and necessary forms for submitting final manuscripts for the MILCOM 2002 Classified Technical Program. Three copies of final, camera-ready manuscripts, following the format outlined, are due no later than July 1, 2002. Please read the instructions carefully and submit Approval Endorsements, IEEE Copyright form, plus all Mandatory and appropriate Optional forms at this time with the final manuscript.

All presenters must register for the conference (see [Online Conference Registration and Registration Fees](#)). All attendees and presenters at the Classified Program must submit a completed [Security Clearance Form](#) no later than August 26, 2002. In addition, foreign nationals must submit a Request for Visit through their embassies to attend MILCOM 2002 classified sessions. Please allow 4 -6 weeks for your security office to process the request.

**MILCOM 2002 will not process any clearance forms at the conference.**

**Note: MILCOM 2002 requires camera-ready, final manuscript submission for the Classified Technical Program.**

## Master Checklist

Send 3 copies of camera-ready manuscripts along the below Mandatory and Optional forms by no later than **July 1, 2002** to:

**MILCOM 2002-Security/M. Chaney**  
**THE BOEING COMPANY**  
**P.O. Box 3105**  
**MC031-GG98**  
**Anaheim, CA 92803-3105**

See [Preparing FINAL Papers](#) for the Classified Technical Program

### Mandatory Forms


- [IEEE Copyright Form](#)
- Approval Endorsement Forms(Choose applicable)
  - US Authors (Except US Government Employees) [Endorsement Form D](#), [Endorsement Form E](#)
  - US Government Employee Authors [Endorsement Form F](#)
  - Foreign Nationals (Non-US Authors) [Endorsement Form G](#)
- [Speakers Breakfast/Audiovisual/Reservation Interview Form](#)

### Optional Forms

- [Student Travel Support Application Form](#)

The following additional information can be found on-line at [www.milcom.org/2002](http://www.milcom.org/2002)

- [Hotel Reservation Information](#)
- [MILCOM 2002 Special Events](#)
- [General Speaker Instructions](#)
- [IEEE Membership Information](#)
- [AFCEA Membership Information](#)



## General Information and Instructions

Please follow all instructions carefully. Omitting any step can jeopardize inclusion of your paper in the Conference Proceedings. Page size will be 8 1/2 in. x 11 in. not to exceed six pages (including all illustrations).

## Paper Format Specifications

- Prepare your paper using full size format 8 1/2 x 11 in. (21.6 cm x 27.9 cm). Image area is 7 1/2 x 9 1/2 in.
- Top margin is 1/2 in., bottom margin is 1 in.
- Right and left margins are 1/2 in.
- Layout is 2-column, 3-5/8 in. per column, justified
- Paper title is all caps, centered, 12 pt. Times Roman bold
- Headings are all caps, centered, 11 pt. Times Roman bold
- Text font is 11 point Times Roman, single space
- Position figure numbers and title below each figure; treat tables as figures
- Imbed all tables, charts, scans of photos and artwork within the text
- Page numbers are centered, 9 point Times Roman
- The first paragraph must be the abstract in 11 pt. Times Roman Italic
- See figure at right for sample layout

## Examples

Follow these examples for Paper, Title with Multiple Authors, and Artwork.

### Paper Title

#### Wideband On-The-Move Satellite Communications Ground Terminal

Frank S. Sutton  
The Boeing Company  
Phantom Works  
Seattle, WA

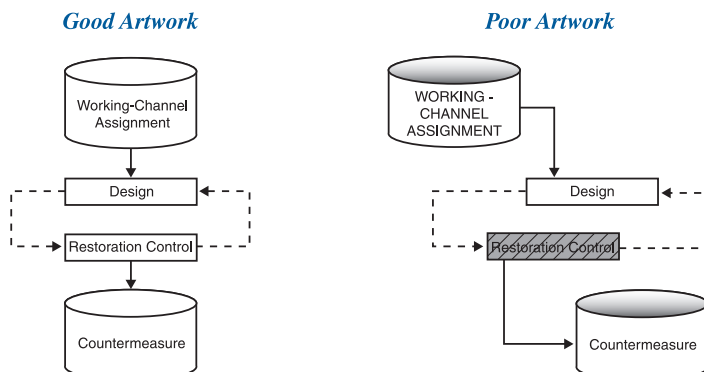
### Paper Title with Multiple Authors


#### Demonstration of Static Network Mobile Router for Mobile Platforms

Jae H. Kim  
The Boeing Company  
Phantom Works  
Seattle, WA  
and  
Kent Leung, Kevin Echols, Dan Shell, and Mark Denny  
Cisco Systems  
San Jose, CA

### Artwork

Artwork will reproduce well in the Classified Proceedings if these guidelines are followed: Line selection should be simple (a number 1 line with a number 2 line used for emphasis). Shading should be kept at a minimum: Use only to show emphasis or flow. Text should be sans serif (Helvetica, Arial, etc.), black: Do not use color or shadow text. Do not submit any hand drawn artwork or text. Good and Poor art examples are shown below.





## Transmittal of Classified Material

Transmit classified material in accordance with the DoD National Industrial Security Program Operating Manual (NISPOM). All required approvals **must** be submitted with the final manuscript.

## Instructions for Marking Classified Papers

Follow the directions carefully. Incorrectly marked papers cannot be published. The Classification Marking Example shows a properly marked document. Format, typing and instructions for unclassified papers also apply to classified papers.

The first page must reflect the overall classification of the paper and each subsequent page marked to reflect the highest classification of the information on that page. Be sure to label all pages that do not contain classified material as unclassified and mark all such portions with (U). Use 11 point Times Roman bold font for the classification markings centered at the top and bottom of the pages.

## All of the following information must appear on the first page:

- Title followed by classification of the title in parentheses. All titles must be unclassified
- Author and name/city and state of organization responsible for preparing the paper
- Derived from, Declassify on, must be placed in the upper right corner of the page
- Date of submission

### Classification Sources

To complete the Derived from line, identify the applicable DD Form 254 or other classification guide. If the source is DD Form 254, include the date and applicable contract number. If the source is a classification guide, identify the guide and its date. If there are two guides, cite both. If there are more than two guides use the phrase Multiple Sources. Maintain a bibliography of the multiple sources.

### Portion Marking

Mark each section, part, paragraph, subparagraph, or portion to show the level of classification or that a portion is unclassified. Use a capital letter in parentheses: (S), (C) or (U).

The Classification Marking Example shows a properly marked Classified document. For Unclassified U.S. Only documents, mark top and bottom of pages with UNCLASSIFIED/US ONLY and portion mark (U) and (U/UO) as appropriate.

SECRET/US ONLY

**A NULLING ALGORITHM FOR  
MULTI-APERTURE MULTIPLE BEAM ANTENNAS**

James W. Marshall  
Ann Q. Le

The Boeing Company  
Signal Processing and Advanced Technology Department  
Anaheim, CA  
July 8, 2002

Date of Submission \_\_\_\_\_  
Derived form \_\_\_\_\_  
Declassify on \_\_\_\_\_

**(U) ABSTRACT**

*(U) Several multi-aperture multiple beam antennas (MA-MBA) designs have been proposed for future military communications satellites to satisfy demands for increased nulling resolution against jammers. However, overall network performance can be severely degraded because of spurious nulls that are associated with MA-MBA antennas. In this paper, we propose and analyze a nulling algorithm that improves overall network performance by reducing potential performance degradation caused by MA-MBA antenna spurious nulls while providing high jamming resolution. This algorithm also provides wide area coverage for network users near a jammer in support of tactical scenarios. We show that optimized beam weights are a function of individual user optimum beam weights along with proper phase rotation for each beam. Computer simulated results are then provided illustrating performance of this proposed technique versus another nulling algorithm developed for Defense Satellite Communication System (DSCS) Super High Frequency (SHF) satellites.*

**(U) INTRODUCTION**

(U) Multiple beam antennas (MBA) are frequently used on military communications satellites especially to receive the uplink signal so that good gain patterns can be developed in the direction of user terminals while simultaneously providing nulls in the direction of uplink jammers. Recently, the use of additional apertures has been investigated as a means of improving the jammer nulling resolution of these MBAs. In addition to improving nulling resolution, the rapidly changing phase gradients across the field of view of these multi-aperture MBA(MA-MBA) can also provide spurious nulls in the gain pattern. These spurious can seriously degrade the overall gain pattern of these antennas especially for scenarios where a number of desired user terminals are in close proximity to the jammer.

(U) Antenna gain patterns for MBAs, in general, are determined by the complex valued multiplication factors, called beam weights, applied to each beam. Many algorithms have been developed for determining these beams weights. These algorithm attempt to achieve good gain toward desired terminals while simultaneously

providing nulls in the direction of jammer terminals. Unfortunately, many of these algorithms do not adequately address the problem of spurious nulls with the result that some user terminals may have lower gain than desired.

**(U) METHODOLOGY**

(UO) Good antenna gain patterns must provide gain toward desired terminals while simultaneously exhibiting nulls in the direction of jammers. This later requirement can be considered a constraint on the beam weight vector and this constraint can be imposed simply by working in the null space of the antennas response to the jammer or jammers. Consequently the dimensionality of the problem is reduced and gains are determined while ensuring the jammers are null. The problem is further constrained such that the norm of the beam weight vector in unity. By appropriate normalization of the basis vectors for the null space, this unity norm constraint applies in both the null space and in the full beam weight space. The remaining problem is to find beam weights in the null space which provide good gains toward the desired user terminals. (U) The need for beam weight phase rotation can best be understood by first considering the special case of real beam weights and then extending the problem to include complex valued beam weights. Consider a two dimensional problem without a jammer as shown in Figure 1.

Secret


Figure 1. Two dimension Example with Real Weights

(U) As shown in Figure 1, two weights must be selected, W1 and W2. Because there is a constraint on the norm of the

1 of 6

SECRET/US ONLY

This paper sample is unclassified. Security markings are for illustration purposes only.



## Headings, Subheads and Captions

Place the marking before the first word of a heading, subheading or caption. This marking must indicate only the classification of that item except when a second level heading is included in the first line of a paragraph. In this case, the marking must show the classification of the paragraph.

Lists are marked as follows:

1. (U) Items preceded by letters
2. (U) Items in list preceded by numbers
  - 2.1 (S) This subordinate portion contains (SECRET) information
  - 2.2 (C) This subordinate portion contains (CONFIDENTIAL) information

## Footnotes

Mark each narrative footnote with its own classification preceding the footnote.

## Illustrations

Fully enclose each illustration, photographs, figures, graphs, drawings, charts, tables and similar display material, and clearly show its classified or unclassified status. Do not abbreviate. Place the classification marking in the lower left corner of the box.

## Figure Captions

Use a letter in parentheses to indicate the classification of a figure caption. Place the classification marking between the figure number and first word of the caption. Type the caption centered below the image area.

Figure 1. (U) Sample Caption

## Tables

Use a letter in parentheses to indicated the classification of a table title. Type the table number and title above the table on one line with the classification marking between the number and first word. Type the table classification in the lower left corner of the table.

Table 1. (U) Sample Title

## References

- Place the classification of the document after the title when referencing classified sources
- No identifier is required after the title when referencing unclassified sources.



## **RETAINED RIGHTS/TERMS AND CONDITIONS:**

1. Authors/employers retain all proprietary rights in any process, procedure, or article of manufacture described in the Work.
2. Authors/employers may reproduce or authorize others to reproduce the Work, material extracted verbatim from the Work, or derivative works for the author's personal use or for company use, provided that the source and the IEEE copyright notice are indicated, the copies are not used in any way that implies IEEE endorsement of a product or service of any employer, and the copies themselves are not offered for sale.
3. Authors/employers may make limited distribution of all or portions of the Work prior to publication if they inform the IEEE in advance of the nature and extent of such limited distribution.
4. In the case of a Work performed under a U.S. Government contract or grant, IEEE recognizes that the U.S. Government has royalty-free permission to reproduce all or portions of the Work, and to authorize others to do so, for official U.S. Government purposes only, if the contract/grant so requires.
5. For all uses not covered by items 2, 3, and 4, authors/employers must request permission from the IEEE Intellectual Property Rights office to reproduce or authorize the reproduction of the Work or material extracted verbatim from the Work, including figures and tables.
6. Although authors are permitted to re-use all or portions of the Work in other works, this does not include granting third-party requests for reprinting, republishing, or other types of re-use. The IEEE Intellectual Property Rights office must handle all such third-party requests.

## **INFORMATION FOR AUTHORS**

### **IEEE Copyright Ownership**

It is the formal policy of the IEEE to own the copyrights to all copyrightable material in its technical publications and to the individual contributions contained therein, in order to protect the interests of the IEEE, its authors and their employers, and, at the same time, to facilitate the appropriate re-use of this material by others. The IEEE distributes its technical publications throughout the world and does so by various means such as hard copy, microfiche, microfilm, and electronic media. It also abstracts and may translate its publications, and articles contained therein, for inclusion in various compendiums, collective works, data bases and similar publications.

### **IEEE Export Control Policy**

It is the formal policy of the IEEE to request the certification set forth above for all the materials submitted for potential publication or disclosure at a conference, in order to protect the interests of the IEEE, its authors and their employers, and, at the same time, to facilitate the appropriate public release of the submitted information in accordance with U.S. law. When an article is submitted to the IEEE for publication along with the enclosed form, this indicates that the information is either not subject to any disclosure restrictions or the authors have received all necessary governmental approvals.

### **Author/Employer Rights**

If you are employed and prepared the Work on a subject within the scope of your employment, the copyright in the Work belong to your employer as a work-for-hire. In that case, the IEEE assumes that when you sign this Form, you are authorized to do so by your employer and that your employer has consented to the transfer of copyright, to the representation and warranty of publication rights, and to all other terms and conditions of this Form. If such authorization and consent has not been given to you, an authorized representative of your employer should sign this Form as the Author.


Further, if you are employed and prepared the materials submitted as a part of such employment, the U.S. export control responsibilities rest initially with your employer. In such instance, when this export control form is signed, you, as an agent of your employer, assume all the responsibilities for compliance under U.S. export control law. If you decline to do so or act without the consent and/or knowledge of your employer, then the IEEE will refuse to further consider the materials submitted for publication.

### **Reprint/Republication Policy**

The IEEE requires that the consent of the first-named author and employer be sought as a condition to granting reprint or republication rights to others or for permitting use of a Work for promotion or marketing purposes.

PLEASE DIRECT ALL QUESTIONS ABOUT THIS FORM TO:  
Manager, IEEE Intellectual Property Rights Office, 445 Hoes Lane, P.O. Box 1331, Piscataway, NJ 08855-1131. Telephone (732) 562-3966

# APPROVAL ENDORSEMENTS: U.S. AUTHORS FORM D - MANDATORY



**CLASSIFIED TECHNICAL PROGRAM**

## Applicability

Parts I and II on this page and Parts III and IV on Form E must be completed for all papers submitted by US Authors (excluding US Government Employees).

\_\_\_\_\_  
Title of Paper

\_\_\_\_\_  
Paper Tracking No. (Required)

## Part I - Author and Company or University First Endorsement

Signature in Part I certifies that author and coauthor(s), if any, have received all required company or university approvals.

### Note:

For jointly authored papers, only one signature is required, but all coauthors need to be advised of the above terms (i.e., they also need to have received all required approvals prior to signature) and agree with the column selected/signed in Part II.

\_\_\_\_\_  
Classification

\_\_\_\_\_  
Author's Phone

\_\_\_\_\_  
Fax

\_\_\_\_\_  
Company/University Name

\_\_\_\_\_  
Mailing Address

\_\_\_\_\_  
City, State, Zip

\_\_\_\_\_  
Author's Signature

\_\_\_\_\_  
Author's Signature

\_\_\_\_\_  
Date

## Part II - Author and Company or University Second Endorsement

For work performed or derived under a US Government contract or grant, complete the following.

\_\_\_\_\_  
Contract or Grant Number

\_\_\_\_\_  
US Government Agency Awarding Contract or Grant


\_\_\_\_\_  
Author's Signature

\_\_\_\_\_  
Date

**Please send this form to Classified Technical Program**

# APPROVAL ENDORSEMENTS: U.S. AUTHORS FORM E - MANDATORY

CLASSIFIED TECHNICAL PROGRAM



## Applicability

This form is to be used only by US authors (excluding US Government Employees) presenting papers up to and including SECRET. This form must be submitted in addition to Form D.

Title of Paper

Classification

Paper Tracking No. (Required)

## Part III - US Government Contracting Officer Endorsement for Classified and Unclassified Limited Disclosure Papers

Part III must be signed by the US Government Procurement Contracting Officer (PCO) or the Administrative Contracting Officer (ACO) for the agency listed in Part II, of form D.

### Releasing Official

Your signature confirms the assigned classification listed in Part I of form D and authorizes disclosure in a MILCOM 2002 classified session with subsequent publication in the MILCOM 2002 Classified Proceedings, subject to:

- All attendees at the MILCOM 2002 classified session have a SECRET or higher security clearance and a need-to-know justifying access to the classified information
- Distribution of the MILCOM 2002 Classified Proceedings will be limited to appropriately cleared US only facilities
- All Foreign Disclosure restrictions listed in Part IV will be followed

Name of Government Releasing Official (Print or type)

Official's Title

Official's Phone

Company/Organization

Mailing Address

City, State, Zip

Releasing Official's Signature

Date

## Part IV - US Government Foreign Disclosure Officer Endorsement

Part IV must be signed by an authorized US Government Foreign Disclosure Officer.

### Releasing Official

Your signature authorizes only oral and visual disclosure of this paper in a MILCOM 2002 classified session to appropriately cleared representatives who have a SECRET or higher security clearance from the following countries:

- Australia
- Belgium
- Canada
- Denmark
- France
- Germany
- Italy
- Japan
- The Netherlands
- Norway
- Portugal
- Republic of Korea
- Spain
- Sweden
- United Kingdom

Name of Government Foreign Disclosure Official (Print or type)

Official's Title

Official's Phone

Company/Organization

Mailing Address

City, State, Zip

Releasing Official's Signature

Date

### Please check the appropriate box

- Paper is approved for all the above-named countries
- Paper not approved for all of the above-named countries: attendance will be limited to US only

### For Unclassified (No Restrictions) Papers Only

Your signature above authorizes public release of this unclassified (no restrictions) paper and its inclusion in the MILCOM 2002 Unclassified Proceedings.

- Yes  No


### Note

All papers proposed for the MILCOM 2002 classified sessions (i.e., classified and unclassified not approved for public release) must also receive a US Government Foreign Disclosure review. Failure to get this review will result in the paper not being presented.

**Please send this form to Classified Technical Program**

# APPROVAL ENDORSEMENTS: U.S. GOVERNMENT EMPLOYEE AUTHORS FORM F - MANDATORY

CLASSIFIED TECHNICAL PROGRAM



## Applicability

This form is to be used only by US Government Employee Authors (military and civilian). Complete Parts I and II.

Title of Paper

Classification

Paper Tracking No. (Required)

## Part I - US Government Employee Author Endorsement

Signature in Part I certifies that author and coauthor(s), if any, have received all required US Government agency approvals.

### Note:

For jointly authored papers, only one signature is required, but all coauthors need to be advised of the above terms (i.e., they also need to have received all required approvals prior to signature).

Classification

Author's Phone

Fax

Company/University Name

Mailing Address

City, State, Zip

Author's Signature

Date

Author (Print or type)

## Part IV - US Government Foreign Disclosure Officer Endorsement

This paper is for presentation in a MILCOM 2002 classified session. All attendees at the classified session will have a current SECRET or higher level security clearance and a need-to-know justifying access to classified information. The MILCOM 2002 Classified Proceedings will be distributed to appropriately cleared US only facilities. All Foreign Disclosure restrictions will be followed.

Part III must be signed by an authorized US Government Foreign Disclosure Officer.

### Releasing Official

Your signature authorizes only oral and visual disclosure of this paper in a MILCOM 2002 classified session to appropriately cleared representatives who have a SECRET or higher security clearance from the following countries:

- Australia
- Belgium
- Canada
- Denmark
- France
- Germany
- Italy
- Japan
- The Netherlands
- Norway
- Portugal
- Republic of Korea
- Spain
- Sweden
- United Kingdom

### Please check the appropriate box

- Paper is approved for all the above-named countries
- Paper not approved for all of the above-named countries: attendance will be limited to US only

Name of Government Releasing Official (Print or type)

Official's Title

Official's Phone

Company/Organization

Mailing Address

City, State, Zip

Releasing Official's Signature

Date

### For Classified Papers Only


Your signature above authorizes publication of this classified paper and its inclusion in the *MILCOM 2002 Classified Proceedings*.

Yes  No

Please send this form to Classified Technical Program

# APPROVAL ENDORSEMENTS: FOREIGN NATIONALS (NON- U.S. AUTHORS) FORM G - MANDATORY

CLASSIFIED TECHNICAL PROGRAM



## Applicability

This form is to be used only by non-US citizen authors. Complete Parts I and II for all papers. If the paper is coauthored with a US citizen, the applicable author form is also required.

Title of Paper

Classification

Paper Tracking No. (Required)

Classification

## Part I - Author Endorsement

Signature in Part I certifies that author and coauthor(s), if any, have received all required company/agency approvals.

Author's Phone

Fax

Company/University Name

Mailing Address

City, State, Zip

Author's Signature

Date

Author (Print or type)

## Part II - Government Endorsement for Classified Papers

This paper is for presentation in a MILCOM 2002 classified session. All attendees at the classified session will have a current SECRET or higher level security clearance and a need-to-know justifying access to classified information. Security for the MILCOM 2002 classified sessions is sponsored by the US Department of Defense. The MILCOM 2002 Classified Proceedings will be distributed to appropriately cleared US only facilities.

Name of Government Releasing Official (Print or type)

Official's Title

Official's Phone

Company/Organization

Mailing Address

City, State, Zip

Releasing Official's Signature

Date

## Releasing Official

Your signature authorizes only oral and visual disclosure of this paper in a MILCOM 2002 classified session to appropriately cleared representatives who have a SECRET or higher security clearance from the following countries:

- Australia
- Belgium
- Canada
- Denmark
- France
- Germany
- Italy
- Japan
- The Netherlands
- Norway
- Portugal
- Republic of Korea
- Spain
- Sweden
- United Kingdom

## For Classified Papers Only


Your signature above authorizes publication of this classified paper and its inclusion in the *MILCOM 2002 Classified Proceedings*.

Yes  No

Please send this form to Classified Technical Program

# SPEAKER'S BREAKFAST - AUDIOVISUAL RESERVATION INTERVIEW - MANDATORY

CLASSIFIED TECHNICAL PROGRAM



## Speaker s General Information

Speaker s Name: \_\_\_\_\_ Date: \_\_\_\_\_

Title of Paper: \_\_\_\_\_

Business Phone: \_\_\_\_\_ Fax Number: \_\_\_\_\_ E-Mail: \_\_\_\_\_

Signature: \_\_\_\_\_

## Speaker s Breakfast

\* Each speaker is entitled to a complimentary breakfast on the day of his/her presentation.

I will attend the Speaker s Breakfast  Yes  No

## Audiovisual Equipment Reservation

Please bring your PowerPoint presentation or laptop computer with you to your scheduled session. A lectern, computer, microphone and projection screen will be provided. \*\*Should you require additional equipment, it can be provided at an extra charge. If you have any questions call Mark Muto (714) 762-5887 or mark.muto@boeing.com.

**I need the following Audiovisual equipment: (Please be specific)**

---

---


---

---

*Please send this form to Classified Technical Program*

# STUDENT TRAVEL SUPPORT APPLICATION REGISTRATION ADDITIONAL FORM (IF APPLICABLE)

*CLASSIFIED TECHNICAL PROGRAM*



## Applicability

Travel grants are intended to provide partial reimbursement of travel costs for full-time students attending MILCOM 2002 and making technical presentations based on research conducted as part of graduate-level university degree program in engineering or science. Although the primary goal is to provide partial or full reimbursement of transportation costs, the MILCOM 2002 Conference Board does not wish to rule out the reimbursement of hotel, registration, or other expenses in certain instances.

Student Name: Last First Middle Initial

Student IEEE Number

University

University Address

City, State, Zip

Advisor's Name Advisor's Phone

Title of Paper

Student Signature: I am a full-time student at the university listed above

Advisor's Signature: I confirm the above information and verify that alternate travel support for this student does not exist

## Guidelines for MILCOM 2002 Graduate Student Travel Grants

The guidelines provide some degree of uniformity in the selection of MILCOM Student Travel Grant recipients from year to year. However, these are guidelines, not restrictions. The final authority in awarding travel grants lies with the Technical Program Chair.

### Eligibility Guidelines

- Eligibility is limited to full-time university students who are enrolled in a graduate program and are making satisfactory progress toward a graduate-level engineering or science degree, as certified by the student's graduate thesis advisor.
- The student must be the author or a coauthor of a technical paper that has been accepted for presentation at MILCOM 2002. The paper must be based on the student's graduate research, as certified by the student's thesis advisor.
- The student must submit this completed application form, the copy of the camera-ready manuscript, and a copy of the appropriate MILCOM 2002 approval form indicating that the paper has been approved for release and publication in the MILCOM 2002 Conference Proceedings. The student's university affiliation must be displayed on the paper, and no company affiliations may be given.
- The student must be a member or student member of IEEE.

### Grant Awards


All recipients of a Student Travel Grant will receive a Grant Award Letter from the Technical Program Chair specifying the amount of the award.

### Grant Reimbursement

After the paper is presented, the student should contact the MILCOM 2002 Registration Supervisor to receive the grant award. The student must present a copy of the Grant Award Letter signed by the Technical Program Chair and a photo ID.

*Please send this form to Classified Technical Program*

# INSTRUCTIONS FOR COMPLETING SECURITY CLEARANCE FORM – U. S. CITIZEN



## Note Penalty for Misrepresentation

Title 18, United States Code 1001, makes it a criminal offense, punishable by a maximum of 5 years imprisonment, \$10,000 fine, or both, to make a false statement of representation to any Department or Agency of the United States as to any matter within the jurisdiction of any Department or Agency of the United States. This includes any statement knowingly made by an employer or employee herein that is found to be incorrect, incomplete, or misleading in any important particular.

## Visit Authorizations

All persons wishing to attend the MILCOM 2002 classified sessions must, at a minimum, possess a current SECRET personnel security clearance.

## U.S. Citizens Employed by U.S. Government, U.S. Owned Firms, or U.S. Universities

Applicants who have been granted a SECRET clearance by the U.S. Government must submit a MILCOM 2002 Security Clearance Form - U.S. Citizens by September 9, 2002.

## U.S. Citizens Employed by Foreign Owned Firms

U.S. citizens working for Foreign-owned firms located within the U.S. will process clearance data using the Security Clearance Form - U.S. Citizens and follow the instructions provided.

U.S. citizens employed by Foreign-owned firms located outside of the U.S will use the International Visitor Request Form to attend the classified program and follow the instructions provided. Their clearance data will be submitted electronically from the embassy.

## Identification

All persons wishing to attend the MILCOM 2002 classified sessions must, at a minimum, possess a current SECRET personnel security clearance.

## Classified Storage

Temporary classified storage facilities for visual aids and scripts for classified presentations will be managed by The Boeing Company during the conference. Classified material must be properly double wrapped prior to storage.

## Classified Proceedings


All requirements for copies of classified proceedings must be submitted by the U.S. Government sponsoring agency using page two of this form, as provided.

## Additional Information

Costs for transportation, per diem and registration fees must be paid by the organization sending the attendee. Each visitor is required to complete the conference registration form and send it directly to MILCOM 2002 Registration using the Internet at <http://www.milcom.org/2002>. If access to the Internet is not available, send via fax c/o 703-631-7258.



# REQUEST FOR CLASSIFIED PROCEEDINGS – U.S. CITIZENS



## 2002 Military Communications Conference - October 7-10, 2002 (DoD sponsors security for Classified Program)

The below listed attendee requests a copy of the Classified Proceedings. The Government Sponsoring Agency, by signature below, validates the need-to-know requirement and requests that the proceedings be mailed to the classified address shown (after appropriate validation of the address and cage code).

### PLEASE TYPE AND COMPLETE ALL PARTS OF THIS FORM

#### Personal Data

*(Completed by Facility Security Officer)*

\_\_\_\_\_  
Last                                      First                                      Middle Initial

\_\_\_\_\_  
Government Project

\_\_\_\_\_  
Social Security Number

\_\_\_\_\_  
Rank (Military)/Title (Civilian)

\_\_\_\_\_  
Birthdate                                      Citizenship

\_\_\_\_\_  
Address

\_\_\_\_\_  
Applicant's Security Clearance Level                                      Date Granted

\_\_\_\_\_  
Employing Organization

\_\_\_\_\_  
Organization Phone

#### Facility to Receive Classified Proceedings Facility Clearance Data

*(Completed by Facility Security Officer)*

\_\_\_\_\_  
Issuing Agency

\_\_\_\_\_  
Employer's Name

\_\_\_\_\_  
Mailing Address for Classified Material

\_\_\_\_\_  
City, State, Zip

\_\_\_\_\_  
Facility Clearance Level

\_\_\_\_\_  
Cognizant Security Agency

\_\_\_\_\_  
Cage Code (FSC Number)

*I hereby certify that the foregoing information is true*

\_\_\_\_\_  
Signature

\_\_\_\_\_  
Security Officer Name

\_\_\_\_\_  
Title                                      Phone

#### SPONSORING U.S. GOVERNMENT AGENCY

*Need to know data*

Government Personnel (Completed by Supervisor)

Contractor Personnel (Completed by Contracting Officer).

I hereby certify that the attendee has a need-to-know requirement to be provided a copy of the Classified Proceedings based on the work being performed.

#### US Government Sponsor Certification

\_\_\_\_\_  
Authorizing Agent Name

\_\_\_\_\_  
Title

\_\_\_\_\_  
Organization

\_\_\_\_\_  
Street/Mail

\_\_\_\_\_  
Station

\_\_\_\_\_  
City, State, Zip


\_\_\_\_\_  
Organization Phone

\_\_\_\_\_  
Signature

#### Please Mail Completed Request for Classified To:

**MILCOM 2002-Security/M. Chaney  
THE BOEING COMPANY  
P.O. Box 3105  
MC031-GG98  
Anaheim, CA 92803-3105**

# INTERNATIONAL VISITOR REQUEST FORM TO ATTEND CLASSIFIED PROGRAM



## 2002 Military Communications Conference - October 7-10, 2002 (DoD sponsors security for Classified Sessions)

### Instructions:

Countries invited to nominate cleared individuals to MILCOM 2002 are: Australia, Belgium, Canada, Denmark, France, Germany, Italy, Japan, Netherlands, Norway, Portugal, Republic of Korea, Spain, Sweden and the United Kingdom. Attendance at the classified sessions of this conference is restricted to individuals from the countries above who have a current Secret personnel security clearance and a need-to-know certified by appropriate officials in accordance with the requirements of the DoD National Industrial Security Program (NISP) Operating Manual (NISPOM).

International visitors desiring to attend the Classified Program must:

- (1) Complete this form, certifying their current involvement in classified military communications programs with the United States and provide two copies of their photographs.
- (2) Submit a MILCOM 2002 Registration Form.
- (3) Pay the appropriate fees.
- (4) Submit a visit request in accordance with DOD Foreign Visitors Procedures Guide, as described in the accompanying instruction sheet.

Forms received after August 26, 2002 will risk not being processed in time for attendance at the classified sessions. [Hand-carried or faxed copies of clearances will NOT be accepted at MILCOM registration.](#)

### PLEASE TYPE AND COMPLETE ALL PARTS OF THIS FORM

#### **Personal Data**

*(Completed by Attendee)*

\_\_\_\_\_  
Last                                      First                                      Middle Initial

\_\_\_\_\_  
Social Security Number (If Applicable)

\_\_\_\_\_  
Passport Number

\_\_\_\_\_  
Rank (Military)/Title (Civilian)

\_\_\_\_\_  
Birthdate                                      Citizenship

\_\_\_\_\_  
Employing Organization

\_\_\_\_\_  
Organization Phone

\_\_\_\_\_  
Home Phone

#### **Sponsoring U.S. DoD Agency Need-To-Know Data**

*I hereby certify that the individual identified above has a need to know based on his/her active involvement in joint classified military communications programs.*

\_\_\_\_\_  
Authorizing Agent Name

\_\_\_\_\_  
Organization

\_\_\_\_\_  
Signature

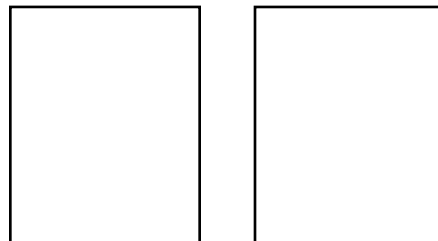
\_\_\_\_\_  
Street/Mail                                      Station

\_\_\_\_\_  
City, State, Zip

\_\_\_\_\_  
Organization Phone

\_\_\_\_\_  
Signature


Photographs: Please furnish two identical photos 1 inch wide x 1 1/4 inch high. Print attendees name on the back.



**Please Mail This Completed Form To:**

**Ms. Patricia M. Hopkins  
DoD MILCOM Coordinator  
OASD (C31)/ODASD (Dep CIO)  
Investment and Acquisition Directorate  
Crystal Gateway 1, Suite 920  
1235 Jefferson Davis Highway  
Arlington, VA 22202**

# INTERNATIONAL VISITOR REQUEST FORM TO ATTEND CLASSIFIED PROGRAM



## Instructions for Completing International Visitor Request Form to Attend Classified Program

### Note Penalty for Misrepresentation

Title 18, United States Code 1001, makes it a criminal offense, punishable by a maximum of 5 years imprisonment, \$10,000 fine, or both, to make a false statement of representation to any Department or Agency of the United States (U.S.) as to any matter within the jurisdiction of any Department or Agency of the U. S. This includes any statement knowingly made by an employer or employee herein that is found to be incorrect, incomplete, or misleading in any important particular.

### International Visitors

International visitors must submit an International Visitor Request Form to attend the classified program. An international visitor is a person who does not have U.S. citizenship. U. S. citizens employed by foreign-owned firms located outside of the US will be treated as international visitors. International visitors from invited countries desiring access to a classified session designated Classified - "U.S." and "Foreign" must possess the equivalent of a current U.S. SECRET personnel security clearance and be a representative of the government or a cleared defense contractor. This form and the electronic visit requests should be submitted no later than September 9, 2002, in accordance with the procedures described in the DoD Foreign Visitors Procedures Guide, dated June 1995. All visit requests must be processed electronically from your embassy to the Defense Intelligence Agency (DIA) using the Foreign Visitors System (FVS). The following information is to be included:

#### Administrative Data

**Requester:** Your Embassy

**To:** DIA

#### Government Agency or Facility to be Visited

**Name:** THE BOEING COMPANY  
3370 Miraloma Avenue, MC DB-29  
Anaheim, CA 92803

#### Subject to be Discussed

MILCOM 2002 —  
Global Information Grid - Enabling  
Transformation Through 21st Century  
Communications.

In addition to the requirements specified in the DoD Foreign Visitors Procedures Guide, attendees must also provide by August 26, 2002, the following:

- 1) Need-To-Know certification (justification must clearly state the individual is currently involved in joint classified military communication programs and be signed by a US DoD official who can certify the need-to-know)
- 2) Two (2) photographs 1 inch wide x 1 1/4 inches high  
Send the justification and photographs to:

Ms. Patricia M. Hopkins, DoD MILCOM Coordinator  
OASD (C3I)/ODASD (Dep CIO)  
Investment and Acquisition Directorate  
Crystal Gateway 1, Suite 920  
1235 Jefferson Davis Highway  
Arlington, VA 22202 Telephone: (703) 602-2663 x116

Each international visitor is required to complete the conference registration form and send it directly to MILCOM 2002 Registration using the Internet at <http://www.milcom.org/2002/>. If access to the internet is not available, send via fax c/o 703-631-7258. Each international visitor is responsible for paying all costs associated with the MILCOM Conference.

### Identification

MILCOM has established a system that provides for the identification and control of attendees. Attendees must present proper identification before being issued a MILCOM badge. International visitors must present a passport or military photo identification.

### Classified Storage

Temporary classified storage facilities for visual aids and scripts for classified presentations will be managed by The Boeing Company during the conference. Classified material must be properly double wrapped prior to storage.

### Classified Conference Proceeding

Classified Conference Proceedings will not be provided.